



# The Magic Circular

JUNE MEETING

3rd Monday of the Month

Next meeting 16th June 2014 at THE MAGIC ZONE.

25 Michellan Court, Bayswater. Melway Map 64 A4.

2012 Winner of Ron Kreys close up magic competition.

SPECIAL GUEST SPEAKER THIS MONTH DANIEL WOOD.

**Inner Guard:** Graeme McKenzie chaired the May meeting.

**Apologies:** Alan Sloggett, Gary Johnson. John & Caryl Bowen were away in Murray Bridge in South Australia at a circus Convention.

**First time Visitor:** Frank Smith he told us a bit about himself.

Gary Cohan spoke about his idea for the August meeting and showed a very old trick, it was a block sliding down a string and the block would stop by command. He asked member and visitors to bring their oldest trick to the August meeting and perform it or describe it.

13 members and 8 visitors attended the MAY meeting.

---

**HARMONY:** Was hosted by Roger Watson. Their were 5 Competitors

1st place winner  
Benjamin Hermans



Roger Watson



Don Jones  
Roger Watson  
Benjamin Hermans  
Richard Wibberley  
Benton Foale



**Magic Trivia night.**

Brenton Foale organized and ran the trivia night. There were three competitors on the panel, Don Jones, David Kaffey and Roger Watson. There were 20 Questions about magic trivia, the panel had first chance to answer the question if they could answer the members and visitors got a chance to answer the question. For every question right you would receive a fantail. Don and Roger had their own competition going for the most funniest answer. Every one had a lot of fun, Don 9 right, David 1 right , Roger -1 + 1 =0 audience 3 right and the (Quiz Master) Brenton 5 right, Richard Wibberley (Scorekeeper).

Brenton Foale



Don Jones David Kaffey Roger Watson



**Something on your mind?**

The MCV newsletter is always interested in getting new stories and articles to publish. If anyone wants anything put in the newsletter, please feel free to email it to the editor at [princesscandy@primus.com.au](mailto:princesscandy@primus.com.au) and we will find a special spot, just for you.

This newsletter has been compiled by Gary Johnson. Photos by Graeme McKenzie.

**2013 - 2014 Committee.**

<u>President:</u>	Alan Sloggett	9708-1165	0412-335-165
<u>Treasurer:</u>	Cassandra Hermans		
<u>Secretary:</u>	George Kechichian		0421-370-523
<u>Vice-President:</u>	John Bowen	8822-3443	0425-858-053
<u>(Inner Guard):</u>	Graeme McKenzie		0438-222-155

Committee:

Caryl Bowen, Duck Nguyen, Felix Lee, Gary Cohen, Gary Johnson.

Website Master: Felix Lee

Mailing Address: John Bowen. 71 Jolimont Road, Forest Hill, 3131.

Editor: Gary Johnson News Ideas Welcomed [mcvnews@hotmail.com](mailto:mcvnews@hotmail.com)



**Members, please support Richard Wibberley at The Magic Zone**

**The Magic Zone**  
25 Michellan Crt Bayswater Vic 3153 Phone 9729 8918.  
[www.themagiczone.com.au](http://www.themagiczone.com.au) for the calendar of future events.



A big thank you to Gary Cohen for  
supplying the information below.

## MAGIC CIRCLE OF VICTORIA INC.



### BERNARD'S MAGIC SHOP

PRESENT

## 5 MAGICAL TRICKS YOU CAN DO

The following tricks are easy to perform, and we hope you will have a lot of fun entertaining your friends with them.

#### THE TRIPLET KINGS

This trick appears to be clever sleight of hand, but it is very easy to perform. You require a pack of cards.

Hand a person three kings. Ask him to shuffle them and place them back in the pack in the following manner. One is place on **top** . . . one in the **middle** . . . and one on the **bottom**.

The pack is cut several times and when it is spread out — **presto** — the three kings are together.



**Secret** — As you search through the pack for the three kings, secretly place the fourth king on the **bottom** of the pack. Hand the three kings to your assistant and ask him to shuffle them properly, and place them on top, middle and bottom. The pack is then cut a few times. The *first cut* brings the three kings together. The sharpest person will not notice the change in suit of one of the kings.

#### I'LL READ YOUR MIND

Ask a person to write a 3 figure number on a piece of paper, reverse it, and subtract the smaller number from the larger one.

Now ask him to concentrate on the answer. You then pretend to read his mind and finally tell him the answer.

**Secret** — The amazing thing is that the middle number of his answer will **always** be 9. Also the total of the two **outside numbers** will always add up to 9.

**Presentation** — Pretend to read his mind, say you are having trouble, he will have to concentrate harder. Ask him to tell you the last number of the answer. If the last number is 8, merely subtract it from 9 and the first number will be 1. You already know that the middle number is 9, so you can immediately tell him the answer 198.




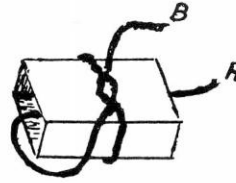
### THE VANISHING KNOT

Tie a piece of string around the cover of a match box.

Now push end A through the cover. Next slide the knot off the end of the box and push it **into** the cover.

Ask someone to hold both ends of the cord. Explain that the cover is a magic one. Merely slide it along the cord and **presto** the knot has vanished.

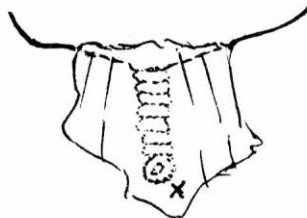
This trick works automatically, just follow the instructions and it will work for you.



### THE LIFE SAVER TRICK

Here is an effect using a number of life savers and a piece of string about three feet in length.

Ask your assistant to thread a life saver on the piece of string. Now thread a number of life savers over the **doubled** string. Ask the assistant to hold on to both ends of the string, and cover all with a handkerchief



Place your hands under the handkerchief and — **presto** — you remove all of the life savers, except the one holding them in place.

**Secret** — When you are threading the last life saver on the double string make sure it goes through **one string only**. Do not allow the audience to realise it is threaded in this manner. To remove the life savers, quietly **break** the one at X and remove all but one.

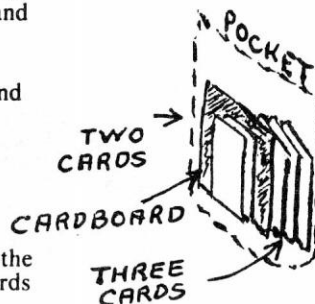
The broken pieces can be concealed in the handkerchief when it is removed.



## MAGIC FINGERS

Your friend deals three cards face up on the table, and merely thinks of one of the three cards. You place them in your coat pocket and feel for the thought-of-card. You remove two cards one at a time. Each time you say "no this is not the card", and without showing them replace them in the deck.

Finally ask the person to name his card, remove it from your pocket and show you are correct.



**Secret** — Before commencing the trick, secretly place two cards from the deck in your pocket. A piece of cardboard slightly larger than the cards should also be placed in the pocket

When the assistant deals the cards on the table memorize them **in order** (e.g. 2-7-King) and place them in your pocket **behind** the cardboard. You now have two cards in front of the cardboard and three cards behind.

The first two cards you remove are the ones in front of the cardboard. When the assistant tells you the name of the card, you select the correct one from the three you have memorized, and remove it from your pocket.



Remember knowing how a trick is done is only a small part of the story.

The ultimate aim is to present the tricks in an entertaining manner, so that you can amuse your friends and at the same time enhance your reputation.

Here are a few tips to enable you to improve your performance.

1. The simplest trick should be practised until you are sure of your moves. This must be done **BEFORE** you show it to **ANYONE**.
2. Practise in front of a mirror so that you can see if any false moves you are making are obvious to an audience.
3. Do not, under any circumstances reveal a secret to **ANYONE**. Not even your best friend. People are not interested in magic or you if they know the secrets of the tricks you are performing. There are many people who will cultivate your friendship just to find how the tricks are done. They will prove to be real friends if they respect your silence.
4. Never regard an "obvious" trick as being **TOO EASY**. Practise it until you can perform it in an **ENTERTAINING** manner.
5. A trick should never be repeated. Repetition is apt to afford the audience an opportunity of seeing how the trick is done.
6. Practise until you are completely confident in your own ability. If you make a mistake once, make sure you eliminate that mistake from future performances.
7. Magic is one of the oldest art forms known to man, be proud of it, and treat its secrets with respect.



211 ELIZABETH STREET, MELBOURNE, 3000, VICTORIA, AUSTRALIA

PHONE: (03) 670 9270

UNDER THE PERSONAL DIRECTION OF GERALD TAYLOR